



SOCIETY OF SKELETAL RADIOLOGY

46TH ANNUAL MEETING

MARCH 12-15, 2023

Westin Savannah Harbor • Savannah, Georgia



Network: WestinMeetingRooms
Password: 2023SSR



SSR 2023
eAgenda

SSR HEALTH & WELLNESS COMMITTEE • SPECIAL SESSIONS & ACTIVITIES

10:30
am

Monday, March 13

Health & Wellness #1

Mental Health and Burnout: Beyond Identifying Signs & Into Proven Strategies

David Fessell, MD

10:30
am

Tuesday, March 14

Health & Wellness #2

The Evidence Base for Healthy Lifestyle Habits & How They Affect Your Work Quality & Quantity

Stacy Smith, MD

7:00
pm

Tuesday, March 14

Fireside S'mores

S'mores by the fire, overlooking the Savannah River

Hosted by Westin Savannah Harbor

10:30
am

Wednesday, March 15

Health & Wellness #3



The Wellness Wheel: As a Radiologist, Where Do You Need to Focus Your Attention?

Amanda Crawford, MD



SELF-DIRECTED EXPLORATION WALKING MAPS

Available at the Westin Savannah Harbor



GOLF, TENNIS COURTS, OUTDOOR POOL & SPA

Available at the Westin Savannah Harbor

PLACES TO EXPLORE IN SAVANNAH

Forsyth Park & the Famous Fountain • Savannah Historic District • River Street • Museums & Organized Tours



INDUSTRY SPONSORED PRODUCT THEATER BREAKFAST

Monday, March 13th • 7:00 am – 8:00 am • Grand Ballroom AB

THE INTERVENTION IS IN YOUR HANDS



Joseph F. Cerami III

President, AprioMed, Inc.



AprioMed



SOCIETY OF
SKELETAL
RADIOLOGY

46TH ANNUAL MEETING

BUILD
YOUR PROFILE
TODAY!

MENTORS

MENTEES

SSR



CONNECT



Acknowledgement of Financial Commercial Support

No financial commercial support was received for this educational activity.

Acknowledgement of In-Kind Commercial Support (Only for ACCME, ANCC and ACPE)

In-kind commercial support of ultrasound equipment for the Ultrasound Workshop was received from Canon Medical Systems USA, Inc, GE Health Care, and Phillips.

Satisfactory Completion

Learners must complete an evaluation form to receive a certificate of completion. **Live:** Your chosen sessions must be attended in their entirety. Partial credit of individual sessions is not available. **Enduring:** You must attend the entire webinar as partial credit is not available. If you are seeking continuing education credit for a specialty not listed below, it is your responsibility to contact your licensing/certification board to determine course eligibility for your licensing/certification requirement



Accreditation Statement

In support of improving patient care, this activity has been planned and implemented by Amedco LLC and Society of Skeletal Radiology (SSR). Amedco LLC is jointly accredited by the Accreditation Council for Continuing Medical Education (ACCME), the Accreditation Council for Pharmacy Education (ACPE), and the American Nurses Credentialing Center (ANCC), to provide continuing education for the healthcare team.

Physicians (ACCME) Credit Designation

Amedco LLC designates this **live activity / enduring** material for a maximum of **19.75* AMA PRA Category 1 Credits™**. Physicians should claim only the credit commensurate with the extent of their participation in the activity.

*19.75 includes the additional ultrasound course which is 2.0 credits.

Objectives - After Attending This Program You Should Be Able To

1. Integrate knowledge and performance in the assessment and diagnosis of musculoskeletal sports injury, tumors, trauma and degenerative disease.
2. Identify the anatomy of normal MSK tissues, variants and mimicker of disease.
3. Recognize the relationship of specific biomechanical activities, injuries and treatments to the appearance of joints, bone, and soft tissues on imagine, arthroscopic, and pathologic assessment.

Disclosure of Conflict of Interest

The following table of disclosure information is provided to learners and contains the relevant financial relationships that each individual in a position to control the content disclosed to Amedco. All of these relationships were treated as a conflict of interest, and have been resolved. (C7 SCS 6.1-6.2, 6.5)

HOW TO GET YOUR CME CERTIFICATE

1. Go to <http://ssr.cmecertificateonline.com>
2. Click on the title of the activity you wish to evaluate
 - a. **2023 Annual Meeting – LIVE**
 - b. **2023 Annual Meeting – ENDURING**
3. Evaluate the meeting and click the hyperlink provided on the last page to claim your credit certificate.
4. Save/Download/Print all pages of your certificate for your records.
5. If you lose your certificate, or need help, go to help.cmecertificateonline.com



Questions? Email Certificate@AmedcoEmail.com

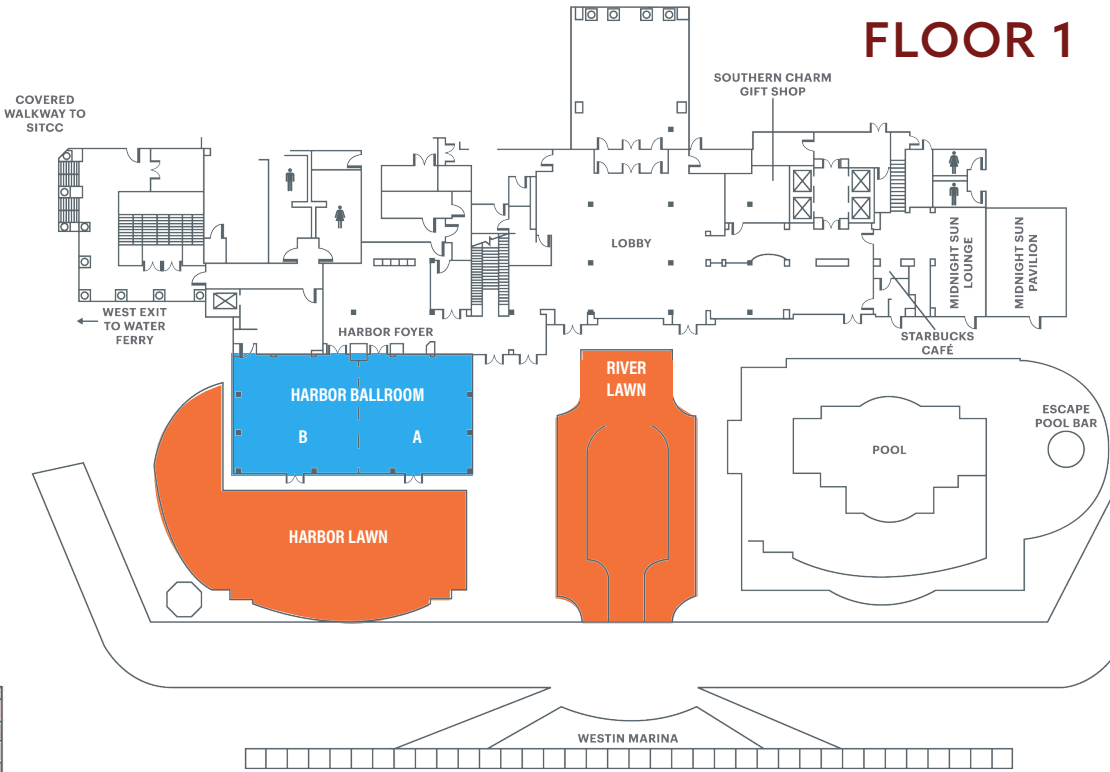
All individuals in a position to control the content of CE are listed below. Participants not listed had no disclosures.

Erin Alaia	Biorez:Consultant
Hailey Allen	Elucent Medical :Stock Shareholder
Donna Blankenbaker	Elsevier:Editor/author
Mark Cresswell	Philips Healthcare:Consultant
Jordan Gross	Canon Medical Systems USA:Consultant
Corey Ho	Johnson & Johnson:Stock Shareholder
Jon Jacobson	Elsevier:Other,POCUSPRO:Stock Shareholder,Bioclinica:Consultant
Robert Lambert	Calyx:Consultant,Image Analysis Group:Consultant,CARE Arthritis:Consultant
Kenneth Lee	NBA-GE Collaborative:Research Grant Site Principal Investigator,NFL:Research Grant Site Principal Investigator,Elsevier:Royalties,Supersonic Imagine:In-kind research support
Kevin McGill	Teleflex:Consultant,Vitruvia :Consultant
Kambiz Motamedi	Elsevier:Other
Humberto Rosas	AyrFlo:Owner
David Rubin	Image Biopsy Lab:Consultant

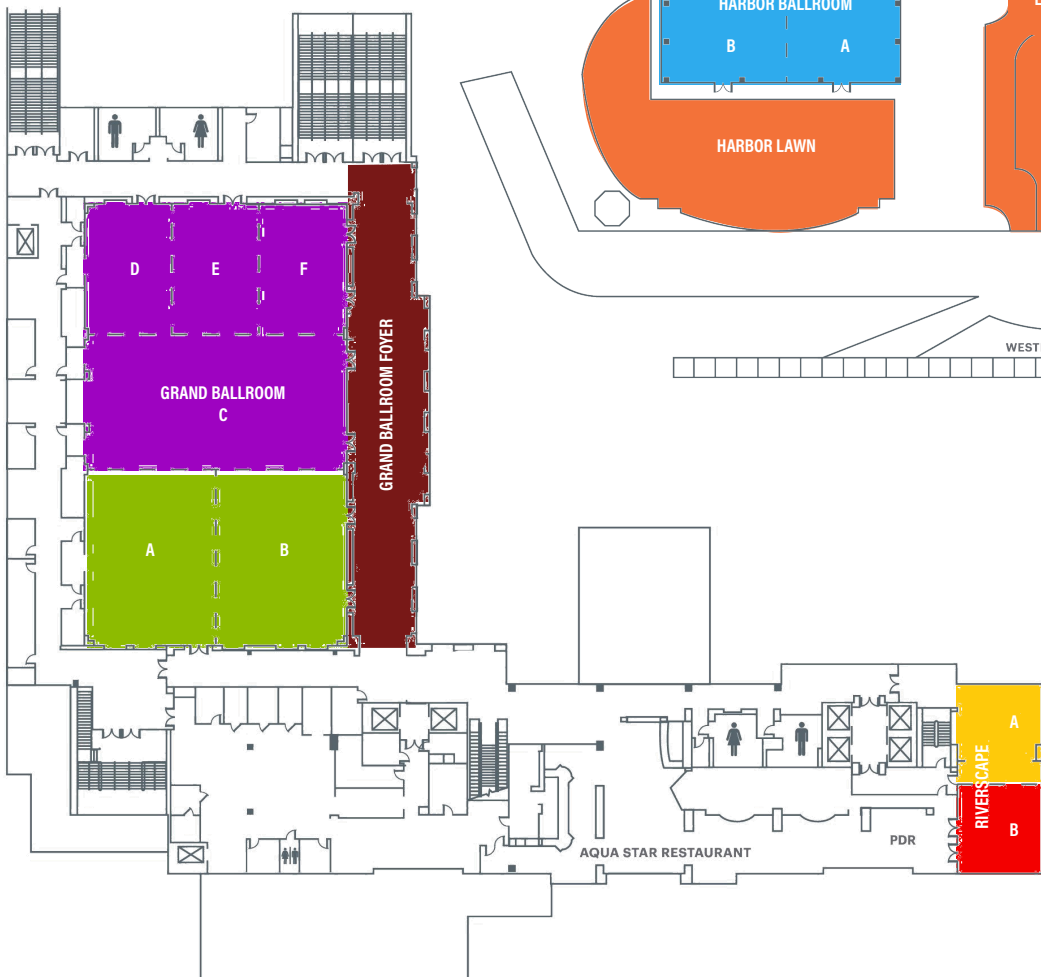
THE WESTIN SAVANNAH HARBOR SSR MEETING SPACE



FLOOR 1



FLOOR 2



	REGISTRATION & INFORMATION - SSR CONNECT KIOSK - EXHIBIT HALL Grand Ballroom Foyer		COMMITTEE MEETING Riverscape B
	eEXHIBITS - MEALS Grand Ballroom AB		SSR ANNUAL BANQUET Harbor Lawn and River Lawn
	GENERAL SESSION - RESIDENT'S SESSION Grand Ballroom CDEF		ULTRASOUND COURSE - HANDS ON WORKSHOP Harbor Ballroom
	SPEAKER READY RiverScape A		

46TH ANNUAL MEETING • MARCH 12-15, 2023

SUNDAY, MARCH 12

All sessions will be in **Grand Ballroom CDEF**, unless otherwise noted. **Times Listed in ET.**

7:00 am	BREAKFAST with EXHIBITORS <i>Grand Ballroom Foyer</i>
7:45 am	Annual Business Meeting
8:45 am	BREAK <i>Grand Ballroom Foyer</i>
9:00 am - 10:15 am	SPECIAL PRESENTATIONS Moderators <i>Donna Blankenbaker, MD, FACR, Felix Gonzalez, MD</i>
9:00 am	#1 SEED Grant Research Award Presentation: Evaluating Social Determinants of Health and Demographic Factors in the Utilization of Musculoskeletal MRI in a Large Healthcare System <i>Ryan Tai, MD</i>
9:15 am	#2 ESSR/SSR Award Presentation: Imaging Findings and Value of CT and (DCE-)MRI in Monitoring Denosumab Therapy of Giant Cell Tumors of Bone <i>Frederiek Laloo, MD, PhD</i>
9:30 am	#3 SSR White Paper: Top 10 High-Impact AI Applications and Value Propositions for Musculoskeletal Radiologists <i>Jan Fritz, MD</i>
9:45 am	#4 SSR White Paper: Guidelines for Utilization and Performance of Direct MR Arthrography <i>Eric Chang, MD</i>
10:00 am	#5 The State of the Musculoskeletal Radiology Fellowship Match: 2022 Update <i>Robert W. Morris, MD</i>
10:15 am	Case of the Day #1 <i>Kate Stevens, MD</i>
10:20 am	BREAK with EXHIBITORS <i>Grand Ballroom Foyer</i>
10:45 am - 12:00 pm	TOPICS FOR DAILY PRACTICE Moderators <i>Tetyana Gorbachova, MD, Vivek Kalia, MD</i>
10:45 am	#6 Improved Diagnostic Performance of Pediatric Foot Fractures with Utilization of a Localization Cue <i>Jie Nguyen, MD</i>
11:00 am	#7 Periosteal and Endosteal Signal Intensity in MRI Diagnosis of Tibial Stress Syndrome <i>Alexandra Napolitano, MD</i>
11:15 am	#8 Advantages of Spectral CT Relative to Conventional CT for Detection and Characterization of Foreign Bodies in an In-Vitro Musculoskeletal and a Sinus Cavity Model <i>Andrew Chiang, MD, MS</i>
11:30 am	#9 Role of Dynamic Ultrasound of the Elbow with Valgus Stress in Evaluating Baseball Players with Medial Elbow Pain and Suspected Ulnar Collateral Ligament Pathology <i>Ali Serhal, MD</i>
11:45 am	#10 Axial T1-weighted Imaging of the Lumbar Spine: A Redundancy or an Asset? <i>Laura Fayad, MD, MS</i>
12:00 pm	Case of the Day #2 <i>Ryan Stinger, MD</i>
12:05 pm	LUNCH <i>Grand Ballroom AB</i>
1:30 pm - 2:45 pm	PERSONAL FINANCE FOR RADIOLOGISTS Moderator <i>Travis Hillen, MD</i>
1:30 pm	Back to Broke and Beyond: Managing Your Financial Trajectory <i>Travis Hillen, MD</i>
1:50 pm	Alphabet and Number Soup of Investing: The Different Retirement/Investing Accounts and When to Use Them <i>Lauren Pringle, MD</i>
2:10 pm	CYA: Insurance for Physicians: Which Do You Need? Which Do You Not Need? <i>Daniel Wessell, MD</i>
2:30 pm	Q&A
2:45 pm	BREAK with EXHIBITORS <i>Grand Ballroom Foyer</i>
3:15 pm - 4:30 pm	CURRENT TOPICS IN SPINE IMAGING Moderator <i>Daniel Walz, MD</i>
3:15 pm	Trauma: What is Important for Management <i>Lauren Ladd, MD</i>
3:35 pm	Infection: Beyond Simple Discitis <i>MK Jesse, MD</i>
3:55 pm	Spondyloarthritis Update <i>Robert Lambert, MBBCh</i>
4:15 pm	Q&A
4:35 pm - 5:30 pm	MR Arthrography White Paper - Drop-in Feedback Session
5:00 pm - 7:00 pm	RESIDENT MEET & GREET COCKTAIL RECEPTION <i>Midnight Sun Tent</i>

MONDAY, MARCH 13All sessions will be in **Grand Ballroom CDEF**, unless otherwise noted. **Times Listed in ET.**

7:00 am – 8:00 am	INDUSTRY SPONSORED PRODUCT THEATER BREAKFAST <i>Grand Ballroom AB</i>
8:00 am – 10:00 am	SHOULDER Moderators <i>Hailey Allen, MD, Soterios Gyftopoulos, MD</i>
8:00 am	#11 MRI Visualization of the Spiral Glenohumeral Ligament (Fasciculus Obliquus): Observed Frequency and Associated Findings <i>Robert Boutin, MD</i>
8:15 am	#12 Partial Tears of the Inferior Glenohumeral Ligament: Correlation of MRI Findings with Arthroscopy <i>Alessandra Sax, MD</i>
8:30 am	#13 Hiding in Plain Sight – Incidence of Accessory Infraglenoid Muscle in Patients with Fatty Infiltration of the Teres Minor Muscle <i>Jennifer Padwal, MAS, MD</i>
8:45 am	#14 Batter's Shoulder: Biomechanics, Imaging Findings, and Management <i>Nicholson Chadwick, MD</i>
9:00 am	#15 Rotator Cuff Augmentation Failure – Can You Predict the Failure? <i>Manickam Kumaravel, MD</i>
9:15 am	#16 Common Treatment Strategies for Calcium Hydroxyapatite Deposition Disease: A Cost Effectiveness Analysis <i>Erin Alaia, MD</i>
9:30 am	#17 Arthrocentesis of Suspected Septic Sternoclavicular Arthritis: Microbial Yield and Predictors of Culture Positivity <i>John Symanski, MD</i>
9:45 am	#18 5-min Deep Learning Shoulder MRI at 3.0 T: Clinical Results of a Novel Non-Proprietary Technique <i>Jan Fritz, MD</i>
10:00 am	Case of the Day #3 <i>Peter Thurlow, MD</i>
10:05 am	BREAK with EXHIBITORS <i>Grand Ballroom Foyer</i>
10:30 am	Health & Wellness #1: Mental Health and Burnout: Beyond Identifying Signs and Into Proven Strategies <i>David Fessell, MD</i>
10:45 am – 12:45 pm	HIP Moderators <i>David Rubin, MD, Pamela Walsh, MD</i>
10:45 am	#19 MRI Evidence of Asymptomatic Acetabular Labral Tears and Other Hip Abnormalities in the Active Adolescent Population <i>Iyuan Joseph Chang, MD</i>
11:00 am	#20 Long-term Outcome Improvement Among Individuals Who Underwent Hip Arthroscopy for Femoroacetabular Impingement with Minimum 5-Year Follow-Up: Effect of the Preoperative Imaging Findings <i>Mohammad Samim, MD</i>
11:15 am	#21 Can Pre-operative MRI Features Predict the Outcome of Primary Repair of Proximal Hamstring Tendon Tear? <i>Allison Weinstock, MD</i>
11:30 am	#22 The Hidden Pain: Prevalence of Anterior and Posterior Osteoarthritis of the Hip and the Value of CT for Comprehensive Evaluation of Disease Burden <i>Juliana Xie, MD</i>
11:45 am	#23 Rapidly Progressive Idiopathic Arthritis Post Intraarticular Injection of Corticosteroid for Hip Pain Management <i>Ali Serhal, MD</i>
12:00 pm	#24 US-Guided Therapeutic Interventions for Patients with Persistent Pain Following Periacetabular Osteotomy <i>Omar Baker, MD</i>
12:15 pm	#25 MRI-guided Genitofemoral, Ilioinguinal, and Iliohypogastric Cryoanalgesia for the Treatment of Groin Pain After Herniorrhaphy: Initial Clinical Trial Results <i>Jan Fritz, MD</i>
12:30 pm	#26 MRI-based CT-like Images in the Assessment of Routine Clinical Musculoskeletal Disorders <i>Aline Serfaty, MD, PhD</i>
12:45 pm	Case of the Day #4 <i>Michael Brown, MD</i>
1:30 pm – 3:30 pm	MSK Ultrasound Hands-On Workshop: Upper Exremity Nerves (Separate Registration) <i>Grand Ballroom CDEF</i> Moderator <i>Benjamin Levine, MD</i>
1:30 pm	Live Video Demonstration <i>Grand Ballroom CDEF</i> <i>Jon Jacobson, MD, Theodore Miller, MD</i>
2:00 pm	Hands-On Scanning <i>Harbor Ballroom AB</i> Instructors: <i>Angela Atinga, MD, Antonia Caldwell, MD, Joseph Craig, MD, Mark Cresswell, MD, Michael Forney, MD, Girish Gandikota, MD, Jordan Gross, MD, Kevin McGill, MD, MPH, Akira M. Murakami, MD, Linda Probyn, MD, Humberto Rosas, MD, Andrew Ross, MD, MPH, Sandra Rutigliano, MD</i>
6:30 pm – 10:00 pm	SSR ANNUAL BANQUET <i>Harbor Lawn and River Lawn</i>

46TH ANNUAL MEETING • MARCH 12-15, 2023

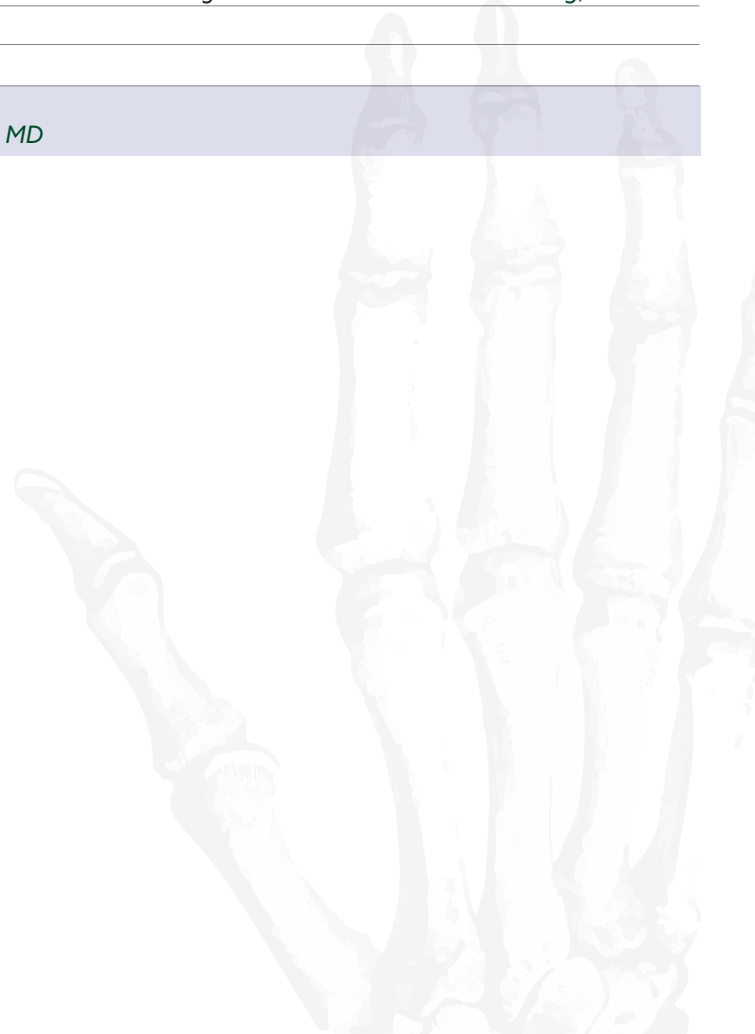
TUESDAY, MARCH 14

All sessions will be in **Grand Ballroom CDEF**, unless otherwise noted. **Times Listed in ET.**

7:00 am	BREAKFAST with EXHIBITORS <i>Grand Ballroom Foyer</i>
8:00 am - 10:00 am	KNEE Moderators <i>Erin Alaia, MD, Eric England, MD</i>
8:00 am	#27 Association of Anterior Horn Lateral Meniscus Degeneration and Anterior Cruciate Ligament Mucoïd Degeneration <i>David Garcia, MD</i>
8:15 am	#28 Tears of the Anterior Horn of the Lateral Meniscus: Deciphering the Pseudo-tear and Correlation of MRI Findings with Arthroscopy <i>Alessandra Sax, MD</i>
8:30 am	#29 Clinical Benefit of Knee MRI Scans in Patients 60+ years old <i>Christine Dan Lantsman, MD</i>
8:45 am	#30 Performance of 3-D Knee 3T MRI Acquisition with Arthroscopic Correlation: Definite Time Savings over 2D-Imaging but are the Images Ready for Prime-Time? <i>Siddharth Pandya, MD</i>
9:00 am	#31 Arthroscopy-Validated Diagnostic Accuracy of 5-min Deep Learning Super-Resolution MRI of the Knee: Trust or Dust? <i>Jan Fritz, MD</i>
9:15 am	#32 The Fast and Not Spurious: Novel Deep Learning Super Resolution for Time-Neutral DIXON TSE MRI of the Knee <i>Sophie Washer, MD</i>
9:30 am	#33 Faster Acquisition Knee MR Protocol with Deep Learning Image Reconstruction has Decreased Noise <i>Nicholas Laucis, MD</i>
9:45 am	#34 Platelet Rich Plasma Injection for the Treatment of Grade 2 MCL Sprains in Athletes <i>Johannes Roedl, MD, PhD</i>
10:00 am - 10:05 am	Case of the Day #5 <i>Erica Lanser, MD</i>
10:05 am - 10:30 am	BREAK with EXHIBITORS <i>Grand Ballroom Foyer</i>
10:30 am - 10:45 am	Health & Wellness #2: The Evidence Base for Healthy Lifestyle Habits and How They Affect Your Work Quality and Quantity <i>Stacy Smith, MD</i>
10:45 am - 12:45 pm	TECHNICAL ADVANCEMENTS Moderators <i>Leon Lenchik, MD, Naveen Subhas, MD</i>
10:45 am	#35 CT-derived Markers of Sarcopenia: Comparison of Muscle Metrics with Reference to All-Cause Mortality <i>Robert Boutin, MD</i>
11:00 am	#36 CT-derived Radiomic Features of Muscle Are Associated with Gait Speed Independently of CT-derived Measures of Sarcopenia and Myosteatosis <i>Leon Lenchik, MD</i>
11:15 am	#37 Can CT ROI Measurements Predict Absence or Presence of Occult Intertrochanteric Extension in Patients with Trauma? <i>Pamela Walsh, MD</i>
11:30 am	#38 New 3D DIXON SPACE TSE Sequence for Isotropic 5-in-1 Multicontrast 3D MRI of the Musculoskeletal System <i>Jan Fritz, MD</i>
11:45 am	#39 Ultrashort Echo Time MRI as a Useful Biomarker of Tendon Health: Correlation with Clinical Scores and Ultrasound Parameters in an RCT Assessing PRP for Patellar Tendinopathy <i>Rianne van der Heijden, MD, PhD</i>
12:00 pm	#40 Percutaneous Ultrasound Guided Trigger Finger Fenestration-Release Using Small Caliber Needles: Technical Report and Institutional Experience <i>Eugen Lungu, MD</i>
12:15 pm	#41 Optimization of accelerated MR of the Lumbar Spine with Deep-Learning Reconstruction <i>Zohaib Ahmad, MD</i>
12:30 pm	#42 Rapid Sub-5-Min Lumbar Spine MRI: Patient Results of a Publicly Accessible Deep Learning Technique <i>Jan Fritz, MD</i>
12:45 pm - 12:50 pm	Case of the Day #6 <i>Jade Anderson, MD</i>
1:30 PM	SSR ANNUAL GOLF OUTING (Separate registration and fee required.)

TUESDAY, MARCH 14 *continued* All sessions will be in **Grand Ballroom CDEF**, unless otherwise noted. **Times Listed in ET.**

1:30 pm – 4:00 pm	Special Session for Residents (Non-CME)
1:30 pm – 3:00 pm	RESIDENT PODIUM PRESENTATIONS (6-Minute Presentations) Moderators <i>Maxine Kresse, MD, Robert Morris, MD</i>
1:30 pm	#R1 Assessing the Potential of a Deep Learning Tool to Improve Fracture Detection by Radiologists and Emergency Physicians on Extremity Radiographs <i>Tianyuan Fu, MD</i>
1:37 pm	#R2 Ankle, Knee, and Elbow Arthrography: Survey of Society of Skeletal Radiology Membership <i>Roman Shrestha, MD</i>
1:44 pm	#R3 Correlation of the MRI and Operative Findings of Discoid Meniscal Tears <i>Stephen McKeown, MD</i>
1:51 pm	#R4 Systematic Review: Investigating the Added Diagnostic Value of Gadolinium Contrast Agents for Osteomyelitis in the Appendicular Skeleton <i>Chase Labiste, MD</i>
1:58 pm	#R5 Deep Learning-Based Automated Detection of Spine Lytic Bone Lesions in Computed Tomography <i>Florian Huber, MD</i>
2:05 pm	#R6 Added Value of the Coned-Down Lateral View of the Lumbosacral Spine <i>Sarah Mizrachi, MD</i>
2:12 pm	#R7 Can You Be More Specific? Accuracy and Completeness of MSK Clinical Histories Provided in Imaging Orders <i>Nolan Hayden, MD</i>
2:19 pm	#R8 MRI of Lateral Patellar Stabilizers: Visibility of Primary and Secondary Ligament Anatomy <i>Shelby Payne, MD</i>
2:26 pm	#R9 Pre-scan Optional? Comparing the Efficacy and Radiation Dose of CT-guided Sacroiliac Joint Injections with and without a Pre-procedural CT Scan <i>Nicholas Pflederer, MD</i>
2:33 pm	#R10 A Deep Learning System for Classification of Patellar Height Abnormalities <i>Jason Adleberg, MD</i>
2:40 pm	Q&A
3:00 pm – 3:15 pm	BREAK <i>Grand Ballroom Foyer</i>
3:15 pm – 4:00 pm	BOARD REVIEW CASES Presenters: <i>Joe Delic, MD and Jenny Weaver, MD</i>



46TH ANNUAL MEETING • MARCH 12-15, 2023

Westin Savannah Harbor • Savannah, Georgia

WEDNESDAY, MARCH 15 All sessions will be in **Grand Ballroom CDEF**, unless otherwise noted. **Times Listed in ET.**

7:00 am	BREAKFAST with EXHIBITORS <i>Grand Ballroom Foyer</i>
8:00 am - 10:00 am	TUMOR Moderators <i>Hillary Garner, MD, Mark Murphey, MD</i>
8:00 am	#43 Incidental Osseous Lesions: What is the Prevalence of Clinically Important Findings? <i>Robert DeVita, MD</i>
8:15 am	#44 Imaging of Intracortical Chondroma <i>Mark Murphey, MD</i>
8:30 am	#45 Imaging of Cicatricial Fibromatosis <i>Alexander Galifianakis, MD</i>
8:45 am	#46 MRI T2 Mapping in Desmoid Tumors: A Quantitative Imaging Biomarker of Tumor Response with High Inter-Reader Reliability <i>Ty Subhawong, MD</i>
9:00 am	#47 Diffusion-Weighted Imaging First order Radiomic Features Differentiate Pelvic Chordomas and Chondrosarcomas <i>Raul Valenzuela, MD</i>
9:15 am	#48 "Rice Body" Like Synovial Particles on Magnetic Resonance Imaging (MRI): What is the Spectrum of Diagnoses? <i>Hoiwan Cheung, MD</i>
9:30 am	#49 Ultrasound Appearance of Regenerative Peripheral Nerve Interface with Clinical Correlation <i>Yoav Morag, MD</i>
9:45 am	#50 Utility and Value of CT-Guided Biopsies of Small Rib Lesions <i>David Gimarc, MD</i>
10:00 am	Case of the Day #7 <i>Ahmed Gabr, MD</i>
10:05 am	BREAK <i>Grand Ballroom Foyer</i>
10:30 am	Health & Wellness #3: The Wellness Wheel: As a Radiologist, Where Do You Need to Focus Your Attention? <i>Amanda Crawford, MD</i>
10:45 am - 12:45 pm	INTERVENTIONAL Moderators <i>Corey Ho, MD, Michael Perry, MD</i>
10:45 am	#51 Novel Trans-sacral Approach for CT-guided Percutaneous Needle Biopsy in Patients with Suspected L5-S1 Discitis Osteomyelitis <i>Ahmed Gabr, MD</i>
11:00 am	#52 CT-guided Facet Cyst Rupture and Corticosteroid Injection: Technique, Approach, and Procedural and Clinical Success Rates <i>Ronald Mercer, MD</i>
11:15 am	#53 Stellate Ganglion Block with CT Guidance for Post-COVID Parosmia: Initial Experience <i>Adam Zoga, MD</i>
11:30 am	#54 CT-guided Cryoablation of Primary Bone Tumors: Indications, Techniques and Outcomes <i>Hakan Ilaslan, MD</i>
11:45 am	#55 Analysis of Image-guided Cryoablation Plus Radiotherapy for Local Tumor Control in Patients with Bone and Soft Tissue Metastatic RCC <i>Lindsay Stratchko, MD</i>
12:00 pm	#56 Post-Ablation Cementoplasty of Pelvic Bone Metastases: Techniques, Results and Outcomes <i>Ceylan Colak, MD</i>
12:15 pm	#57 Successful Management of Morel-Lavallee Lesions with Combined Percutaneous Sclerotherapy, Catheter Drainage, and Compression <i>David May, MD</i>
12:30 pm	#58 Smartphone Needle Guidance Device for Faster and More Accurate CT-Guided Percutaneous Interventions <i>Joshua Polster, MD</i>



SOCIETY OF SKELETAL RADIOLOGY

SAVE
the
DATE



47TH ANNUAL MEETING

MARCH

2-6, 2024

Caribe Hilton • San Juan, Puerto Rico

 [ssrbone](#)

 skeletalrad.org

[#SSR2024](#)

Puerto Rico

SSR 2023 PARTNERSHIPS

GOLD



AprioMed

EXHIBITOR



CONTRIBUTOR



IN-KIND PRODUCT DONATIONS

CANON • GE • PHILIPS